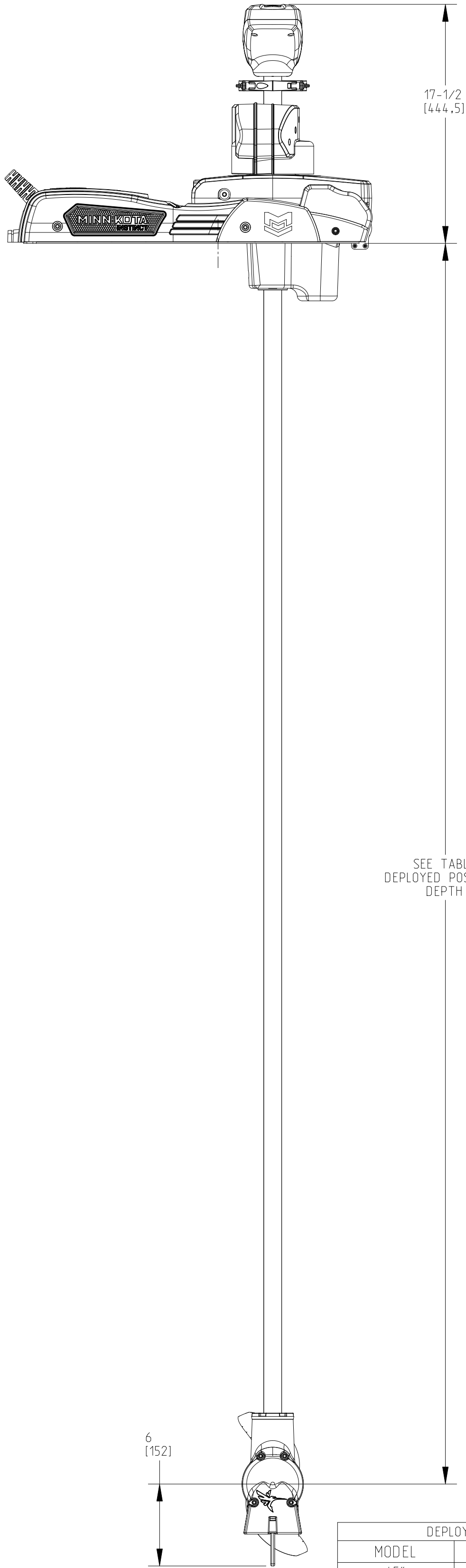
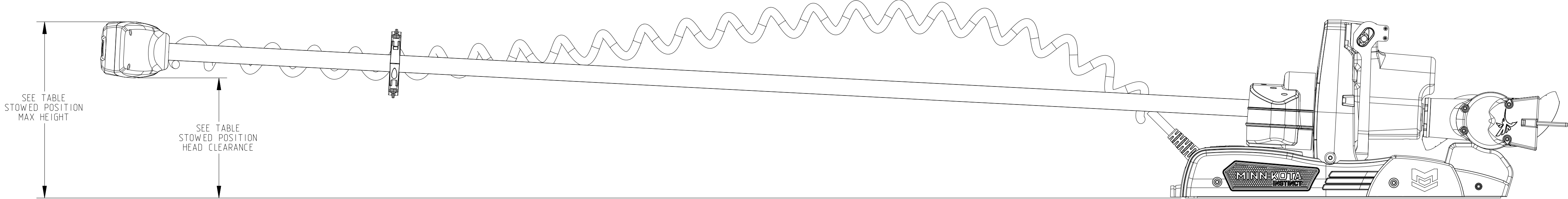


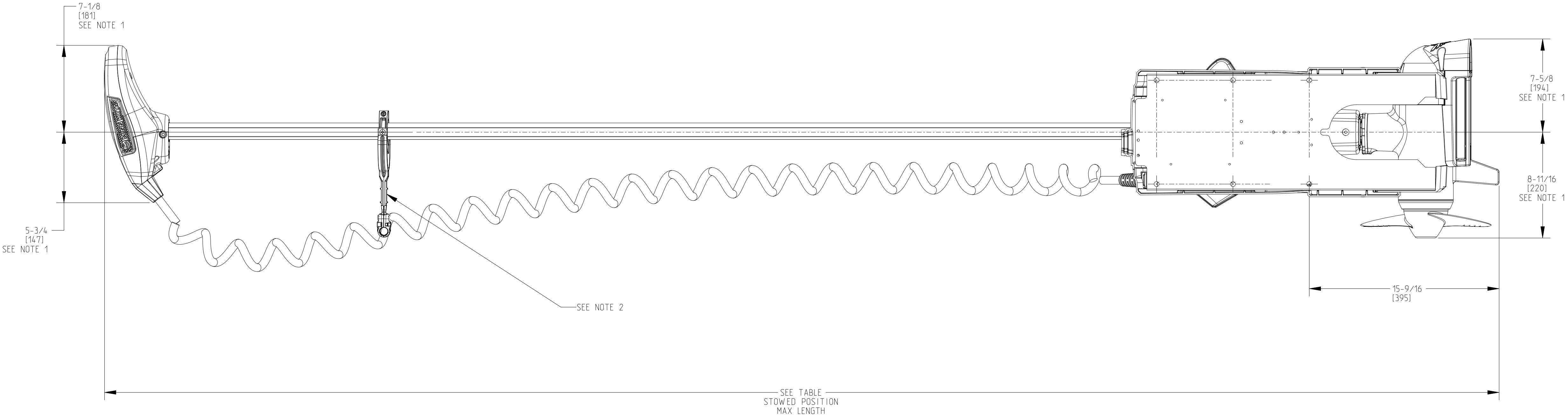
REVISIONS				
REV.	ECN NO.	DESCRIPTION	BY	DATE



DEPLOYED POSITION	
MODEL	DEPTH
45"	37-1/4 [946]
60"	51-3/4 [1315]
72"	62-7/8 [1597]
87"	78-1/4 [1988]
100"	90-3/4 [2305]



SCALE 0.200



STOWED POSITION			
MODEL	MAX LENGTH	HEAD CLEARANCE	MAX HEIGHT
45"	16-1/16 [1551]	6-9/16 [167]	10-15/16 [278]
60"	74-15/16 [1903]	7-5/16 [185]	11-11/16 [296]
72"	85-5/16 [2192]	7-7/8 [200]	12-1/4 [311]
87"	101-1/4 [2572]	8-11/16 [220]	13-1/16 [331]
100"	114-1/4 [2902]	9-3/8 [237]	13-3/4 [349]

- NOTES:
- MOTOR CAN BE ORIENTED WITH PROP ON EITHER SIDE OF MOUNT.
 - COIL CORD SUPPORT PROVIDED WITH 72" AND LONGER MOTORS ONLY. COIL CORD SUPPORT MAY BE INSTALLED ON SHORTER LENGTH SHAFT MOTORS.

CAUTION: ALWAYS WEAR SAFETY GLASSES AND GLOVES. DISCONNECT ALL POWER BEFORE BEGINNING ANY WORK OR MAINTENANCE. JOHNSON OUTDOORS INC. IS NOT RESPONSIBLE FOR ANY DAMAGE DUE TO IMPROPER RIGGING OR INSTALLATION. IF YOU DO NOT HAVE THE SKILLS, EXPERIENCE AND TOOLS TO PERFORM THE FOLLOWING MAINTENANCE AND REPAIRS, WE RECOMMEND YOU SEEK THE HELP OF AN AUTHORIZED SERVICE CENTER. OR CONTACT OUR TECHNICAL SERVICE DEPARTMENT BY DIALING 800-227-6433.

CUSTOMER DRAWING			
JOHNSON OUTDOORS MARINE ELECTRONICS, INC.			
DRAWING NAME: ULTERRA 90/115 AND INSTINCT 90/115	DRAWING NO: CD0021	SHEET OF: 2	REV: B